



ADVISORY FOR ALL TRAVELLERS TO THE PHILIPPINES FROM YELLOW LIST COUNTRIES (as of 3 December 2021)

FOR OFWs

Prior to Departure

- Three days before departure**, register your electronic Health Declaration Card (eHDC) through Bureau of Quarantine's [OneHealthPass \(OHP\) Online Registration Platform](#).
 - Save your transaction number** (This is also sent to your e-mail address)
 - OFWs may visit [this link](#) for a step-by-step OneHealthPass guide in Filipino.
 - Every traveller, including children, should each have an OHP Registration.**
- Secure a negative pre-departure RT-PCR test from an MOH-approved [test provider](#), [off-site test provider](#) or [clinic](#) taken within **72 hours before your flight**.
- Land-based OFWs must register with OWWA's [OFW Assistance Information System \(OASIS\)](#) to facilitate other government support services such as hotel accommodation and transfer. Sea-based OFWs must register through <https://ecif.firstaide.ph/>.
- On the **day of your departure**, update your [OneHealthPass/OHP registration](#) with your seat number, health declaration, negative RT-PCR test result and other details.
 - Input your transaction number and last name.
 - Save or print the OHP QR code generated** (This is also sent to your e-mail address)
- Be ready with a print-out of your digital vaccination certificate from notarise.gov.sg, with QR Code) and your negative pre-departure RT-PCR test result. Please visit [this link](#) for more details.



Success!



OSS

Date of E-HDC submission:
Seat No. Seat Number

While Inflight: Fill out the Arrival Card, Customs Declaration Form and OWWA Project Care Slip provided by the flight attendant.

Upon Arrival

- Proceed to the One-Stop-Shop Holding Area for a briefing on health and safety protocols.
- For land-based OFWs and dependents, proceed to the OWWA Help Desk after clearing immigration and present the OHP QR code. (Sea-based OFWs and dependents may proceed to the MARINA Desk).
- Claim baggage at the designated area and clear with Customs Check.
- Exit the terminal and wait for the shuttle to your designated/assigned hotel.

At the Quarantine Hotel/Facility

FULLY VACCINATED OFWs	UNVACCINATED/PARTIALLY VACCINATED OFWs
<ol style="list-style-type: none"> Upon arrival at the hotel, present the OHP QR Code upon check-in. On the 5th day (with Day 1 as arrival date), proceed to the designated RT-PCR testing area and present your OHP QR code. Wait 24-48 hours until the release of your test results. If your post-arrival RT-PCR test result is negative, you will be allowed to check-out of your quarantine facility and spend the remaining days to complete fourteen (14) days at home. Present the OHP QR Code upon check-out. 	<ol style="list-style-type: none"> Upon arrival at the hotel, present the OHP QR Code upon check-in. On the 7th day (with Day 1 as arrival date), proceed to the designated RT-PCR testing area and present your OHP QR code. Wait 24-48 hours until the release of your test results. If your post-arrival RT-PCR test result is negative, you will be allowed to check-out of your quarantine facility and spend the remaining days to complete fourteen (14) days of quarantine at home. Present the OHP QR Code upon check-out
<p>Note: Should your RT-PCR Test turn positive, the BOQ will transfer you to a designated hospital for further medical management.</p>	



**FOR Non-OFWs and FOREIGN NATIONALS****Prior to Departure**

- Three days before departure, register through Bureau of Quarantine's [OneHealthPass \(OHP\) Online Registration Platform](#). **Save your transaction number**. The transaction number will also be sent through your registered e-mail address.
 - Save your transaction number** (This is also sent to your e-mail address)
 - For travellers who do not have an address in the Philippines, you may put your company address or the address you will stay in after your quarantine period in the "permanent residence" field
 - Every traveller, including children, should each have an OHP Registration.**
- Secure a negative pre-departure RT-PCR test from an MOH-approved [test provider](#), [off-site test provider](#) or [clinic](#) taken within **72 hours before your flight**.
- Pre-book a quarantine facility/hotel (QF/QH) of your choice from the list of [DOT-accredited quarantine hotels](#).
 - Vaccinated travelers:** **14-day mandatory quarantine**, with five (5) days at a QF/QH of choice
 - Unvaccinated travelers:** **14-day mandatory quarantine**, with seven (7) days at a QF/QH of choice
 - The remaining days can be spent at one's place of residence, if applicable.
- On the day of your departure, update your [OneHealthPass/OHP registration](#) (seat number, health declaration, negative pre-departure RT-PCR test result and other details).
 - Input your transaction number and last name. **Save or print the OHP QR code generated** (This is also sent to your e-mail address)
- Pre-book your post-arrival RT-PCR swab test through your quarantine facility, through online platforms such as [Red Cross electronic Case Investigation Form](#) (e-CIF) or any [DOH-accredited private testing center](#).
- Be ready with a print-out of your digital vaccination certificate from notarise.gov.sg, with QR Code)¹/WHO International Certificate of Vaccination (ICV)/ "Yellow Card" and your pre-departure negative RT-PCR test result.



Success!



OSS

Date of E-HDC submission:
Seat No. Seat Number

While Inflight: Fill out the Arrival Card and Customs Declaration Form provided by the flight attendant.

Upon Arrival

- Proceed to the One-Stop-Shop Holding Area for a briefing on health and safety protocols.
- Present your OHP QR Code at the DOT Help Desk.
- Proceed to the Bureau of Immigration for arrival clearance then to baggage claim and customs inspection.
- Take the accredited or arrange transport service (airport taxi for non-OFWs and foreigners).

At the Quarantine Hotel/Facility

FULLY VACCINATED TRAVELERS	UNVACCINATED/PARTIALLY VACCINATED TRAVELERS
<ol style="list-style-type: none"> Upon arrival at the hotel, present the OHP QR Code upon check-in. On the 5th day (with Day 1 as arrival date), proceed to the designated RT-PCR testing area and present your OHP QR code. Wait 24-48 hours until the release of your test results. If your post-arrival RT-PCR test result is negative, you will be allowed to check-out of your quarantine facility and spend the remaining days to complete fourteen (14) days of quarantine at home. Present the OHP QR Code upon check-out. 	<ol style="list-style-type: none"> Upon arrival at the hotel, present the OHP QR Code upon check-in. On the 7th day (with Day 1 as arrival date), proceed to the designated RT-PCR testing area and present your OHP QR code. Wait 24-48 hours until the release of your test results. If your post-arrival RT-PCR test result is negative, you will be allowed to check-out of your quarantine facility and spend the remaining days to complete fourteen (14) days of quarantine at home. Present the OHP QR Code upon check-out

Note: Should your RT-PCR Test turn positive, the BOQ will transfer you to a designated hospital for further medical management.

¹ Per IATF Resolution No. 149 series of 2021 dated 18 November 2021, the national COVID-19 vaccination certificate of Singapore or "HealthCerts" (may be obtained via notarise.gov.sg) shall be accepted/recognized for purpose of arrival quarantine protocols as well as interzonal/intrazonal movement.

² Unvaccinated, partially vaccinated, and those whose vaccination status cannot independently confirmed/verified by Philippine authorities

PHILIPPINE EMBASSY, SINGAPORE

3 December 2021



www.philippine-embassy.org.sg










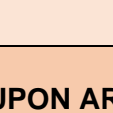


















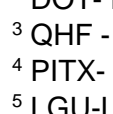
/PHinSingapore



@phinsingapore



(65) 6737-3977

PROCEDURE FOR TRAVELING TO THE PHILIPPINES			OFWs ^(a)		Non-OFWs		Foreign nationals (including former Filipinos)	
			Vaccinated ^(b)	Unvaccinated ^(c)	Vaccinated ^(b)	Unvaccinated ^(c)	Vaccinated ^(b,d)	Unvaccinated ^(c)
BEFORE YOUR TRIP (3 Days Before Your Flight)								
	1	Register with OneHealthPass (save Transaction No.)	✓	✓	✓	✓	✓	✓
	2	Secure a negative pre-departure RT-PCR test from any MOH-approved test provider , off-site test provider or clinic taken within 72 hours before your travel	✓	✓	✓	✓	✓	✓
	3	Register with OASIS (Quarantine Hotel Facility for OWWA Members) or Firstaide.PH (for sea-based OFWs only)	✓	✓	✗	✗	✗	✗
	4	Pre-book a quarantine facility of your choice	✗	✗	✓ (at least 6 days)	✓ (at least 8 days)	✓ (at least 6 days)	✓ (at least 8 days)
	5	Pre-book post-arrival RT-PCR Swab Test at Red Cross or other DOH-licensed testing laboratories	✗	✗	✓	✓	✓	✓
	6	Print a copy of digital vaccination certificate from Notarise.gov.sg (more details here)	✓	✗	✓	✗	WHO ICV ^(d)	✗
	7	Have a printed copy of negative pre-departure RT-PCR test	✓	✓	✓	✓	✓	✓
DAY OF DEPARTURE								
	8	Update & submit OneHealth Pass e-Health Declaration Form with seat number (save OHP QR Code) and RT-PCR test result and other details	✓	✓	✓	✓	✓	✓
UPON ARRIVAL AT THE PHILIPPINE AIRPORT								
	9	Proceed to One-Stop-Shop Holding Area for a briefing on health & safety protocols by PCG ¹	✓	✓	✗	✗	✗	✗
	10	Proceed to DOT ² Desk for validation of QHF ³	✗	✗	✓	✓	✓	✓
	11	Proceed to Private Laboratory Desk and pay for RT-PCR Testing (if not pre-paid/pre-booked)	✗	✗	✓	✓	✓	✓
	12	Proceed to Bureau of Immigration for clearance and submit arrival card	✓	✓	✓	✓	✓	✓
	13	Claim your Baggage	✓	✓	✓	✓	✓	✓
	14	Submit Affidavit of Undertaking to PCG	✗	✗	✓	✓	✓	✓
	15	Proceed to OWWA Arrival Counter (Land-based OFWs) Proceed to MARINA Sea-Based Help Desk (Sea-based OFWs)	✓	✓	✗	✗	✗	✗
	16	Board designated OWWA buses	✓	✓	✗	✗	✗	✗
	17	Get airport taxi and head to pre-booked quarantine hotel	✗	✗	✓	✓	✓	✓
WHILE ON QUARANTINE								
	18	Continue to observe quarantine protocols	✓	✓	✓	✓	✓	✓
	19	Day 1: Check-in	✓	✓	✓	✓	✓	✓
	20	RT-PCR Testing Day	✓ (Day 5)	✓ (Day 7)	✓ (Day 5)	✓ (Day 7)	✓ (Day 5)	✓ (Day 7)
	21	Release of RT-PCR test result (within 24-48 hours) (If you test +, BOQ shall transfer you to a designated hospital)	✓	✓	✓	✓	✓	✓
	22	Check-out of Quarantine Hotel	✓	✓	✓	✓	✓	✓
	23	Register at the OWWA Uwian Na Portal https://uwianna.owwa.gov.ph/	✓	✓	✗	✗	✗	✗
GOING HOME OR TO ONWARD DESTINATION/RESIDENCE								
	24	Proceed to PITX ⁴ for Luzon-bound workers or NAIA T2 for Visayas & Mindanao-bound workers (for OWWA Members)	✓ (if applicable)	✓ (if applicable)	✗	✗	✗	✗
	25	Avail the authorized transportation service to your onward destination	✓	✓	✓	✓	✓	✓
	26	Upon arrival at terminal of destination, report to OWWA or LGU ⁵ Desk for instructions	✓	✓	✗	✗	✗	✗
	27	Complete the remaining days under self-isolation at home/residence/LGU-designated quarantine facility to complete the 14-day quarantine period.	✓ (~8 days)	✓ (~6 days)	✓ (~8 days)	✓ (~6 days)	✓ (~8 days)	✓ (~6 days)

^(a) Including their spouse, parent/s and/or children traveling with them

^(b) Fully vaccinated individuals from "Yellow List" countries, where Singapore is included

^(c) Unvaccinated, partially vaccinated, and whose vaccination status cannot independently confirmed/verified by Philippine authorities

^(d) Per IATF Resolution No. 149 series of 2021 dated 18 November 2021, the national COVID-19 vaccination certificate of Singapore or "HealthCerts" (may be obtained via notarise.gov.sg) shall be accepted/recognized for purpose of arrival quarantine protocols as well as interzonal/intrazonal movement.

¹ PCG- Philippine Coast Guard

² DOT- Department of Tourism

³ QHF - Quarantine Hotel Facility

⁴ PITX- Parañaque Integrated Terminal Exchange

⁵ LGU-Local Government Unit

One-Stop-Shop Monitoring and Action Center

Globe Hotline: 0906.236.9425

Smart & Viber Hotline: 0968.681.2217

email: osspcgaactioncenter@gmail.com

Department of Social Welfare and Development (DSWD)

Landline: (02) 8951 4922

Mobile: 0908 460 1862

email: inquiry@dswd.gov.ph

Bureau of Quarantine

Landline: (02) 5318 7500 loc 121

PHILIPPINE EMBASSY, SINGAPORE

03 December 2021