



## UPDATED ADVISORY FOR ALL TRAVELLERS TO THE PHILIPPINES (AS OF OCTOBER 2021)

### FOR OFWs

#### Prior to Departure

- At least **three days before departure**, register your electronic Health Declaration Card (eHDC) through Bureau of Quarantine's [OneHealthPass \(OHP\) Online Registration Platform](#).
  - Save your transaction number** (This is also sent to your e-mail address)
  - OFWs may visit [this link](#) for a step-by-step OneHealthPass guide in Filipino.
  - Every traveller, including children, should each have an OHP Registration.**
- Land-based OFWs must register with OWWA's [OFW Assistance Information System \(OASIS\)](#) to facilitate other government support services such as hotel accommodation and transfer. Sea-based OFWs must register through <https://ecif.firstaide.ph/>.
- On the **day of your departure**, update your [OneHealthPass/OHP registration](#) with your seat number, health declaration and other details.
  - Input your transaction number and last name.
  - Save or print the OHP QR code generated** (This is also sent to your e-mail address)
- Be ready with a print-out of your digital vaccination certificate from notarise.gov.ph, with QR Code). Please visit [this link](#) for more details.



Success!



OSS

Date of E-HDC submission:  
Seat No.    Seat Number

**NOTE:** The Philippine Government **does not require a negative PRE-departure RT-PCR test**. However, travellers are highly encouraged to check with their airline company whether a negative RT-PCR test is a required for check-in or boarding.

**While Inflight:** Fill out the Arrival Card, Customs Declaration Form and OWWA Project Care Slip provided by the flight attendant.

#### Upon Arrival

- Proceed to the One-Stop-Shop Holding Area for a briefing on health and safety protocols.
- For land-based OFWs and dependents, proceed to the OWWA Help Desk after clearing immigration and present the OHP QR code. (Sea-based OFWs and dependents may proceed to the MARINA Desk).
- Claim baggage at the designated area and clear with Customs Check.
- Exit the terminal and wait for the shuttle to your designated/assigned hotel.

#### At the Quarantine Hotel/Facility

FULLY VACCINATED OFWs	UNVACCINATED/PARTIALLY VACCINATED OFWs
<ol style="list-style-type: none"> <li>Upon arrival at the hotel, present the OHP QR Code upon check-in.</li> <li>On the 5<sup>th</sup> day (with Day 1 as arrival date), proceed to the designated RT-PCR testing area and present your OHP QR code.</li> <li>Wait 24-48 hours until the release of your test results.</li> <li>If your RT-PCR test result is negative, you will be allowed to check-out of your quarantine facility and spend the remaining days to complete ten (10) days of quarantine. Present the OHP QR Code upon check-out.</li> </ol>	<ol style="list-style-type: none"> <li>Upon arrival at the hotel, present the OHP QR Code upon check-in.</li> <li>On the 7<sup>th</sup> day (with Day 1 as arrival date), proceed to the designated RT-PCR testing area and present your OHP QR code.</li> <li>Wait 24-48 hours until the release of your test results.</li> <li>If your RT-PCR test result is negative, you will be allowed to check-out of your quarantine facility and spend the remaining days to complete fourteen (14) days of quarantine. Present the OHP QR Code upon check-out.</li> </ol>
<p><b>Note:</b> Should your RT-PCR Test turn positive, the BOQ will transfer you to a designated hospital for further medical management.</p>	



**FOR Non-OFWs and FOREIGN NATIONALS****Prior to Departure**

1. At least three days before departure, register through Bureau of Quarantine's [OneHealthPass \(OHP\) Online Registration Platform](#).



- **Save your transaction number** (This is also sent to your e-mail address)
  - *For travellers who do not have an address in the Philippines, you may put your company address or the address you will stay in after your quarantine period in the "permanent residence" field*
  - **Every traveller, including children, should each have an OHP Registration.**
2. Pre-book a quarantine facility/hotel (QF/QH) of your choice from the list of [DOT-accredited quarantine hotels](#).
- **Vaccinated travelers: 10-day mandatory quarantine**, with five (5) days at a QF/QH of choice
  - **Unvaccinated travelers: 14-day mandatory quarantine**, with seven (7) days at a QF/QH of choice
  - The remaining days can be spent at one's place of residence, if applicable.
3. On the day of your departure, update your [OneHealthPass/OHP registration](#) (seat number, health declaration and other details). Input your transaction number and last name. **Save or print the QR code generated.** The OHP QR Code will also be sent through your registered e-mail address.
4. Pre-book your RT-PCR swab test. You may book through your quarantine facility, through online platforms such as [Red Cross electronic Case Investigation Form](#) (e-CIF) or any [DOH-accredited private testing center](#).
5. Be ready with a print-out of your digital vaccination certificate from notarise.gov.ph, with QR Code)<sup>1</sup> or your WHO International Certificate of Vaccination (ICV) "Yellow Card".

**NOTE:** The Philippine Government **currently does not** require a negative **PRE-departure** RT-PCR test. However, travellers are highly encouraged to check with their airline company whether a negative RT-PCR test is a required for check-in or boarding.)

**While Inflight:** Fill out the Arrival Card and Customs Declaration Form provided by the flight attendant.

**Upon Arrival**

1. Proceed to the One-Stop-Shop Holding Area for a briefing on health and safety protocols.
2. Present your OHP QR Code at the DOT Help Desk.
3. Proceed to the Bureau of Immigration for arrival clearance then to baggage claim and customs inspection.
4. Take the accredited or arrange transport service (airport taxi for non-OFWs and foreigners).

**At the Quarantine Hotel/Facility**

FULLY VACCINATED TRAVELERS	UNVACCINATED/PARTIALLY VACCINATED TRAVELERS
<ol style="list-style-type: none"> <li>1. Upon arrival at the hotel, present the OHP QR Code upon check-in.</li> <li>2. On the 5<sup>th</sup> day (with Day 1 as arrival date), proceed to the designated RT-PCR testing area and present your OHP QR code.</li> <li>3. Wait 24-48 hours until the release of your test results.</li> <li>4. If your RT-PCR test result is negative, you will be allowed to check-out of your quarantine facility and spend the remaining days to complete ten (10) days of quarantine. Present the OHP QR Code upon check-out.</li> </ol>	<ol style="list-style-type: none"> <li>1. Upon arrival at the hotel, present the OHP QR Code upon check-in.</li> <li>2. On the 7<sup>th</sup> day (with Day 1 as arrival date), proceed to the designated RT-PCR testing area and present your OHP QR code.</li> <li>3. Wait 24-48 hours until the release of your test results.</li> <li>4. If your RT-PCR test result is negative, you will be allowed to check-out of your quarantine facility and spend the remaining days to complete fourteen (14) days of quarantine. Present the OHP QR Code upon check-out</li> </ol>

**Note:** Should your RT-PCR Test turn positive, the BOQ will transfer you to a designated hospital for further medical management.

<sup>1</sup> Since the mutual recognition of vaccine certificates between the Philippines and Singapore is still under consideration, BOQ's acceptance of Singapore-issued vaccination certificates **is not guaranteed**. Foreign nationals are strongly encouraged to ask the Bureau of Quarantine (BOQ) or to check with the BOQ counter upon arrival in Manila.

<sup>2</sup> Unvaccinated, partially vaccinated, and those whose vaccination status cannot independently confirmed/verified by Philippine authorities

**PHILIPPINE EMBASSY, SINGAPORE**

09 November 2021



# Process for Returning Filipinos to the Philippines

as of 01 November 2021

*The Philippine Government does not require a negative pre-departure RT-PCR test. However, travellers are highly encouraged to check with their airline company whether a negative RT-PCR Test is required for check-in or boarding.*



## OFWS



## Non-OFWS



### 3 DAYS BEFORE YOUR TRIP

#### REGISTRATION



1. <https://www.onehealthpass.com.ph/e-HDC/> (save Transaction No.)
2. <https://oasis.owwa.gov.ph/> (Quarantine Hotel Facility for OWWA Members)  
<https://ecif.firstaide.ph/#/> (for sea-based OFWs only)
3. Request for Vaccination Certificate (w/QR code) from [www.notarise.gov.sg](http://www.notarise.gov.sg) (fully vaxed individual)



#### REGISTRATION



1. <https://www.onehealthpass.com.ph/e-HDC/> (save Transaction No.)
2. Pre-book a quarantine facility of your choice at <https://quarantine.doh.gov.ph/boq-allowed-and-dot-accredited-quarantine-facilities-as-of-november-5-2021/>
3. Pre-Book RT-PCR Swab Test at
  - a. <https://e-cif.redcross.org.ph/> or
  - b. <https://doh.gov.ph/licensed-covid-19-testing-laboratories>
4. Request for Vaccination Certificate (w/QR code) from [www.notarise.gov.sg](http://www.notarise.gov.sg) (fully vaxed individual)



### DAY OF DEPARTURE

4. Update & submit e-Health Declaration Form w/seat number <https://www.onehealthpass.com.ph/e-HDC/> (save OHP QR Code)

5. Update & submit e-Health Declaration Form w/seat number <https://www.onehealthpass.com.ph/e-HDC/> (save OHP QR Code)

### UPON ARRIVAL AT THE PHILIPPINE AIRPORT



5. Proceed to One-Stop-Shop Holding Area for a briefing on health & safety protocols by Philippine Coast Guard (PCG)
6. Proceed to Bureau of Immigration for clearance and submit arrival card
7. Claim your Baggage
8. Proceed to OWWA Arrival Counter (Land-based OFWs)  
Proceed to Marina One Counter (Sea-based OFWs)
9. Board designated OWWA buses



6. Proceed to One-Stop-Shop Holding Area for a briefing on health & safety protocols by Philippine Coast Guard (PCG)
7. Proceed to Department of Tourism Desk for validation of Quarantine Hotel Facility
8. Proceed to Private Laboratory Desk and pay for RT-PCR testing fee
9. Proceed to Bureau of Immigration for clearance and submit arrival card
10. Claim your Baggage
11. Submit Affidavit of Undertaking to PCG
12. Get airport taxi



### WHILE ON QUARANTINE

10. Hotel Check-in
11. Conduct of RT PCR Test
  - Fully vaxed - 5th day
  - Un-vaxed - 7th day
12. Release of RT-PCR test result (within 48 hrs)  
(If you test +, BOQ shall transfer you to a designated hospital)
13. Check-out of Quarantine Hotel
  - Fully vaxed - 7th day
  - Un-vaxed - 10th day



13. Hotel Check-in
14. Conduct of RT PCR Test
  - Fully vaxed - 5th day
  - Un-vaxed - 7th day
15. Release of RT-PCR test result (within 48 hrs)  
(If you test +, BOQ shall transfer you to a designated hospital)
16. Check-out of Quarantine Hotel
  - Fully Vaxed - 7th day
  - Un-vaxed - 10th day



### GOING HOME

14. Proceed to PITX for Luzon-bound workers or NAIA T2 for Visayas & Mindanao-bound workers (for OWWA Members)
15. Avail the OWWA-authorized transportation service to your destination
16. Upon arrival at terminal of destination, report to OWWA or Local Government Unit Desk for instructions
17. Continue Quarantine at home
  - Fully vaxed - until the 10th day
  - Un-vaxed - until the 14th day  
(with the day of arrival being the first day)



17. Arrange for your own transportation in going home
18. Continue Quarantine at home
  - Fully vaxed - until the 10th day
  - Un-vaxed - until the 14th day  
(with the day of arrival being the first day)

### CONTACT US

#### One-Stop-Shop Monitoring and Action Center

Globe Hotline: 0906.236.9425  
Smart & Viber Hotline: 0968.681.2217  
email: [osspcgactioncenter@gmail.com](mailto:osspcgactioncenter@gmail.com)


























#### DSWD

Landline: (02) 8951 4922 Mobile: 0908 460 1862  
email: [inquiry@dswd.gov.ph](mailto:inquiry@dswd.gov.ph)

#### Bureau of Quarantine

email: [boqverify@gmail.com](mailto:boqverify@gmail.com)  
Landline: (02) 5318 7500 local 121



PROCEDURE FOR TRAVELING TO THE PHILIPPINES			OFWs <sup>(a)</sup>		Non-OFWs		Foreign nationals (including former Filipinos)	
			Vaccinated <sup>(b)</sup>	Unvaccinated <sup>(c)</sup>	Vaccinated <sup>(b)</sup>	Unvaccinated <sup>(c)</sup>	Vaccinated <sup>(b,d)</sup>	Unvaccinated <sup>(c)</sup>
<b>BEFORE YOUR TRIP</b> (3 Days Before Your Flight)								
	1	Register with <a href="#">OneHealthPass</a> (save Transaction No.).	✓	✓	✓	✓	✓	✓
	2	Register with <a href="#">OASIS</a> (Quarantine Hotel Facility for OWWA Members) or <a href="#">Firstaide.PH</a> (for sea-based OFWs).	✓	✓	✗	✗	✗	✗
	3	Pre-book a <a href="#">quarantine facility of your choice</a> .	✗	✗	✓ (at least 6 days)	✓ (at least 8 days)	✓ (at least 6 days)	✓ (at least 8 days)
	4	Pre-Book RT-PCR Swab Test at <a href="#">Red Cross</a> or other <a href="#">DOH-licensed testing laboratories</a> .	✗	✗	✓	✓	✓	✓
	5	Print a copy of digital vaccination certificate from Notarise.gov.sg; More details may be found <a href="#">here</a> .	✓	✗	✓	✗	✓ WHO ICV <sup>(d)</sup>	✗
<b>DAY OF DEPARTURE</b>								
	6	Update & submit <a href="#">OneHealth Pass e-Health Declaration Form</a> with seat number (save OHP QR Code).	✓	✓	✓	✓	✓	✓
<b>UPON ARRIVAL AT THE PHILIPPINE AIRPORT</b>								
	7	Proceed to One-Stop-Shop Holding Area for a briefing on health & safety protocols by PCG <sup>1</sup>	✓	✓	✗	✗	✗	✗
	8	Proceed to DOT <sup>2</sup> Desk for validation of QHF <sup>3</sup>	✗	✗	✓	✓	✓	✓
	9	Proceed to Private Laboratory Desk and pay for RT-PCR Testing (if not pre-paid/pre-booked).	✗	✗	✓	✓	✓	✓
	10	Proceed to Bureau of Immigration for clearance and submit arrival card.	✓	✓	✓	✓	✓	✓
	11	Claim your Baggage.	✓	✓	✓	✓	✓	✓
	12	Submit Affidavit of Undertaking to PCG.	✗	✗	✓	✓	✓	✓
	13	Proceed to OWWA Arrival Counter (Land-based OFWs) Proceed to MARINA Sea-Based Help Desk (Sea-based OFWs)	✓	✓	✗	✗	✗	✗
	14	Board designated OWWA buses.	✓	✓	✗	✗	✗	✗
	15	Get airport taxi and head to pre-booked quarantine hotel.	✗	✗	✓	✓	✓	✓
<b>WHILE ON QUARANTINE</b>								
	16	Continue to observe quarantine protocols.	✓	✓	✓	✓	✓	✓
	17	Day 1: Check-in	✓	✓	✓	✓	✓	✓
	18	RT-PCR Testing Day	✓ (Day 5)	✓ (Day 7)	✓ (Day 5)	✓ (Day 7)	✓ (Day 5)	✓ (Day 7)
	19	Release of RT-PCR test result (within 24-48 hours) (If you test +, BOQ shall transfer you to a designated hospital)	✓	✓	✓	✓	✓	✓
	20	Check-out of Quarantine Hotel	✓	✓	✓	✓	✓	✓
	21	Register at the OWWA Uwian Na Portal <a href="https://uwianna.owwa.gov.ph/">https://uwianna.owwa.gov.ph/</a>	✓	✓	✗	✗	✗	✗
<b>GOING HOME OR TO ONWARD DESTINATION/RESIDENCE</b>								
	22	Proceed to PITX <sup>4</sup> for Luzon-bound workers or NAIA T2 for Visayas & Mindanao-bound workers (for OWWA Members)	✓	✓	✗	✗	✗	✗
	23	Avail the authorized transportation service to your onward destination	✓	✓	✓	✓	✓	✓
	24	Upon arrival at terminal of destination, report to OWWA or LGU <sup>5</sup> Desk for instructions	✓	✓	✗	✗	✗	✗
	25	Complete the remaining days of quarantine at LGU-designated Quarantine facility (if applicable) or at home/residence	✓ (4 days)	✓ (6 days)	✓ (4 days)	✓ (6 days)	✓ (4 days)	✓ (6 days)

**Note: The Philippine Government does not require a negative PRE-departure RT-PCR test. However, travellers are highly encouraged to check with their airline company whether a negative RT-PCR Test is a required for check-in or boarding**

<sup>(a)</sup> Including their spouse, parent/s and/or children traveling with them

<sup>(b)</sup> Fully vaccinated individuals from “Yellow List” countries, where Singapore is included

<sup>(c)</sup> Unvaccinated, partially vaccinated, and whose vaccination status cannot independently confirmed/verified by Philippine authorities

<sup>(d)</sup> Foreign nationals vaccinated abroad must present: WHO-issued ICV; Since the mutual recognition of vaccine certificates between the Philippines and Singapore is still under consideration, BOQ's acceptance of Singapore-issued vaccination certificates **is not guaranteed**. Foreign nationals are strongly encouraged to ask the Bureau of Quarantine (BOQ) or to check with the BOQ counter upon arrival in Manila.

<sup>1</sup> PCG- Philippine Coast Guard

<sup>2</sup> DOT- Department of Tourism

<sup>3</sup> QHF - Quarantine Hotel Facility

<sup>4</sup> PITX- Parañaque Integrated Terminal Exchange

<sup>5</sup> LGU-Local Government Unit

**One-Stop-Shop Monitoring and Action Center**

Globe Hotline: 0906.236.9425

Smart & Viber Hotline: 0968.681.2217

email: [osspscgactioncenter@gmail.com](mailto:osspscgactioncenter@gmail.com)

**Department of Social Welfare and**

**Development (DSWD)**

Landline: (02) 8951 4922

Mobile: 0908 460 1862

email: [inquiry@dswd.gov.ph](mailto:inquiry@dswd.gov.ph)

**Bureau of Quarantine**

Landline: (02) 5318 7500 loc 121

**PHILIPPINE EMBASSY, SINGAPORE**

09 November 2021